

CCP Live

Camera Control Panel / Downconverter

User Manual

Date: 2023-09-06 (V1.0, English)



Imprint

© 2023 Arnold & Richter Cine Technik GmbH & Co. Betriebs KG. All rights reserved.

The system contains proprietary information of Arnold & Richter Cine Technik GmbH & Co. Betriebs KG; it is provided under a license agreement containing restrictions on use and disclosure and protected by copyright law. Reverse engineering of the software is prohibited.

No part of this publication may be reproduced, stored in a retrieval system, or transmitted in any form or by any means, electronic, mechanical, photocopying, recording or otherwise without the prior written permission of Arnold & Richter Cine Technik GmbH & Co. Betriebs KG.

Due to continued product development the information in this document may change without notice. The information and intellectual property contained herein is confidential between ARRI and the client and remains the exclusive property of ARRI. If you find any problems in the documentation, please report them to us in writing. ARRI does not warrant that this document is flawless.

ARRI, ZMU-4, ALEXA, AMIRA, RF-EMIP, OCU-1 and LBUS are trademarks or registered trademarks of Arnold & Richter Cine Technik GmbH & Co. Betriebs KG. All other brands or products mentioned are trademarks or registered trademarks of their respective holders and should be treated as such.

Original version.

For Further Assistance

Arnold & Richter Cine Technik GmbH & Co. Betriebs KG
Herbert-Bayer-Straße 10
80807 Munich
Germany

E-mail: service@arri.com

Website: www.arri.com

Disclaimer

Before using the products, be sure to read and understand all respective instructions.

The products are available for commercial customers only.

For product specification changes since this operating manual was published, refer to the latest publications of ARRI data sheets or data books, etc., for the most up-to-date specifications. Not all products and/or types are available in every country. Please check with an ARRI sales representative for availability and additional information.

ARRI assumes no responsibility for any errors that may appear in this document. The information is subject to change without notice.

While ARRI endeavors to enhance the quality, reliability and safety of their products, customers agree and acknowledge that the possibility of defects thereof cannot be eliminated entirely. To minimize risk of damage to property or injury (including death) to persons arising from defects in the products, customers must incorporate sufficient safety measures in their work with the system and have to heed the stated canonic use.

ARRI or its subsidiaries expressly exclude any liability, warranty, demand or other obligation for any claim, representation, or cause, or action, or whatsoever, express or implied, whether in contract or tort, including negligence, or incorporated in terms and conditions, whether by statute, law or otherwise. In no event shall ARRI or its subsidiaries be liable for or have a remedy for recovery of any special, direct, indirect, incidental, or consequential damages, including, but not limited to lost profits, lost savings, lost revenues or economic loss of any kind or for any claim by third party, downtime, good will, damage to or replacement of equipment or property, any cost or recovering of any material or goods associated with the assembly or use of our products, or any other damages or injury of the persons and so on or under any other legal theory.

Neither ARRI nor its subsidiaries assume any liability for infringement of patents, copyrights or other intellectual property rights of third parties by or arising from the use of ARRI products or any other liability arising from the use of such products. No license, express, implied or otherwise, is granted under any patents, copyrights or other intellectual property right of ARRI or others.

ARRI or its subsidiaries do not assume any responsibility for incurred losses due to improper handling or configuration of the system.

In the case one or all of the foregoing clauses are not allowed by applicable law, the fullest extent permissible clauses by applicable law are validated.

1 About this Document

This user manual is aimed at everyone involved in using the system and provides directions on how to operate it safely and as intended. To ensure safe and correct use, all users must read the user manual before using the accessories for the first time.

This user manual is an essential part of this product and must be easily accessible and in proximity to the equipment so that users can use it as a reference anytime.

Keep this user manual and all other operating and assembly instructions belonging to the system in a safe place for future reference and possible subsequent owners.

Document Revision History

Document ID: D45 1000 7437

Version	Release	Date	Description
1.0		2023-04-11	Initial Release
1.01	W01937	2023-09-06	Certification updated

Content

1	About this Document.....	4
2	About this Product.....	6
2.1	Introduction.....	6
2.2	Intended Use.....	6
2.3	Compatibility.....	6
2.4	Environmental Conditions.....	7
2.5	Dimensions and Weight.....	8
2.6	Pin Out.....	9
2.7	Delivery.....	9
2.8	Declarations of Conformity.....	10
3	Safety Instructions.....	12
3.1	Safety Conventions and Product Labels.....	12
3.2	General Safety Instructions.....	13
4	Overview CCP Live.....	16
5	Video Modes.....	17
6	Tally.....	18
7	Cleaning and Repair.....	19
8	Transportation, Storage and Disposal.....	20
9	ARRI Service Contacts.....	21

2 About this Product

2.1 Introduction

What is the CCP Live?

The Camera Control Panel Live **CCP Live** is a small control panel that connects to the viewfinder port of ALEXA Mini or AMIRA.

The **CCP Live** is based on the CCP-1 and has been expanded to include a HDMI downconverter, an HD SDI video out socket and a Tally out socket.

The additional 1080 HD SDI video signal allows a control monitor to be connected to the camera if both video out sockets are already in use.

If the camera is integrated into a multi-cam setup, the TALLY Gen. 2 system can be controlled via the Tally Out socket.

How does the CCP Live work?

It can be used as a control device when no optical viewfinder is required and framing is done via an onboard monitor.

What problems does the CCP Live solve?

The additional 1080p HD-SDI video signal enables a control monitor to be connected to the camera if both video-out sockets are already in use.

This allows the operator to get a direct monitor video feed from the camera even when both video outputs are used for 2 x 6G video.

Even without a viewfinder mounted on the camera, the tally-out feature allows the Tally Gen. 2 system to be connected to the camera for easy integration into a multi-cam setup.

2.2 Intended Use

ATTENTION

The product is a control monitor and a signal converter for a professional camera system.

Only use the product as described in the operating manual and user manual. Any other use is considered improper and can result in property damage. ARRI assumes no liability for damages or changes that are caused by improper use.

The entire product may not be changed or converted.

2.3 Compatibility

The CCP Live is directly compatible with the following products:

- ALEXA mini camera models
- All AMIRA camera models

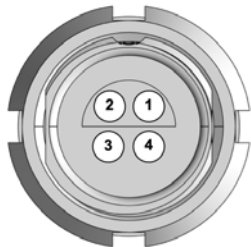
2.4 Environmental Conditions

The CCP Live should only be used and stored under certain environmental conditions. Check the following conditions before storage and operation:

Electrical Requirements	Input voltage: 9 - 13 V DC
Operating Temperature	-20° C to +45° C / -4° F to +113° F
Storage Temperature	-30° C to +70° C / -22° F to +158° F
Humidity	95% relative humidity max, non condensing


2.6 Pin Out

Tally Out



- Pin 1 NC
- Pin 2 Ground
- Pin 3 NC
- Pin 4 Trigger

Video Out



- 1,5G**
BNC 0.8 Vpp, 75 Ohm, HD-SDI acc. to SMPTE 292M (1.5 Gbit/s)
- 3G**
BNC 0.8 Vpp, 75 Ohm, SMPTE 424/425M Level A/B (3 Gbit/s)
- 12G**
BNC 0.8 Vpp, 75 Ohm, SMPTE ST 2082 (12 Gbit/s)

Interfaces

SDI (out)	BNC
Tally (out)	4pin Lemo / 13V max. 1A
Cam (in)	12pin ODU / 13V max. 1A

2.7 Delivery

ATTENTION

The packaging consists of recyclable materials. For the sake of the environment, dispose the packaging material at a suitable disposal site only.

Always store, ship and dispose according to local regulations. ARRI is not liable for consequences from inadequate storage, shipment or disposal.

On delivery, please check if package and content are intact.
Never accept a damaged delivery.
A complete delivery includes:

CCP Live Camera Control Panel Live Set	KK.0047755
■ Camera Control Panel CCP Live	K2.0046784
■ Clamp 3-8 in for RAB-1	K2.0047286
■ Cable ALEXA Mini to CCP 1 0,5m/19in	K2.0009337
■ ALEXA Mini Viewfinder Cable 0.5m	K2.0009367
■ Tally Gen. 2 Cable CCP Live	K2.0047301
■ Quick Guide	

2.8 Declarations of Conformity

Approval Information

The CCP Live is approved for use in countries where the CE or FCC declaration is accepted. That contains the European Union, Canada, Japan and the USA. The import and use in other countries may be subject to legal, official or regulatory requirements and regulations. It is the importer's or the user's responsibility, prior to importation or use, to inform themselves of the applicable legal, regulatory and administrative requirements and regulations and to ensure compliance with these requirements and regulations. This includes the applying for and obtaining of all necessary approvals or registrations.

As far as reasonable and legally possible, ARRI will support requests in relation to such applications by providing technical documents or declarations. As an importer or user, you confirm that you are familiar and comply with the legal, regulatory, and administrative requirements and regulations that apply in the countries to which you ship or use the products. You further confirm that you will arrange for any necessary registrations, enrollments, or authorizations that are required in such countries.

You release ARRI from all obligations resulting from any legislative, regulatory, or administrative requirements regarding import or use of the products, except in countries where ARRI has obtained a registration or certification. You agree to indemnify, defend, and hold ARRI harmless from any and all claims, damages, losses, liabilities, costs, and expenses (including reasonable fees of attorneys and other professionals) that may arise out of a demand on ARRI in connection with your obligations mentioned above.

EU Declaration of Conformity



Brand Name:	ARRI
Product	Accessory for Camera Stabilizer Systems
Description:	CCP Live

The designated products conform to the specifications of the following European directives:

- Directive 2014/30/EU of the European Parliament and of the Council of 26 February 2014 on the harmonisation of the laws of the Member States relating to electromagnetic compatibility
- Directive 2011/65/EU of the European Parliament and the Council of June 8, 2011 on the restriction of the use of certain hazardous substances in electrical and electronic equipment and the Commission Delegated Directive (EU) 2015/863 of March 31, 2015.

The compliance with the requirements of the European Directives was proved by the application of the following standards:

- EN 55032:2015 + AC:2016 + A1:2020 + A11:2020
- EN 55035:2017 + A11:2020
- EN IEC 61000-3-2:2014

- EN IEC 61000-3-3:2013
- EN IEC 63000:2018

UK Declaration of Conformity



Brand Name: ARRI
Product: Accessory for Camera Stabilizer Systems
Description: **CCP Live**

The designated products conform to the specifications of the following United Kingdom regulations:

- The Electromagnetic Compatibility Regulations 2016
- The Restriction of the Use of Certain Hazardous Substances in Electrical and Electronic Equipment Regulations 2012

The compliance with the requirements of the United Kingdom regulations was proved by the application of the following standards:

- EN 55032:2015 + A11:2020
- EN 55035:2017 + A11:2020
- EN 61000-3-2:2014
- EN 61000-3-3:2013
- EN IEC 63000:2018

FCC Class A Statement

This equipment has been tested and found to comply with the limits for a Class A digital device, pursuant to Part 15 of the FCC Rules. These limits are designed to provide reasonable protection against harmful interference when the equipment is operated in a commercial environment. This equipment generates, uses, and can radiate radio frequency energy and, if not installed and used in accordance with the instruction manual, may cause harmful interference to radio communications. Operation of this equipment in a residential area is likely to cause harmful interference in which case the user will be required to correct the interference at his own expense.

Changes or modifications to the product not expressly approved by the party responsible for compliance could void the user's authority to operate the equipment.

Industry Canada Statement

Complies with CAN ICES-003(A) / NMB-003(A).

South Korea



CCP-Live

Registration No.
R-R-ARg-CCPLive

3 Safety Instructions

3.1 Safety Conventions and Product Labels

Structure of Safety and Warning Messages

These instructions use safety instructions, warning symbols and signal words to draw your attention to different levels of risk:

⚠ WARNING
<p>WARNING indicates a potentially hazardous situation which, if not avoided, may result in death or serious injury.</p> <p>► Always follow the recommended measures to avoid this hazardous situation.</p>
⚠ CAUTION
<p>CAUTION indicates a potentially hazardous situation which, if not avoided, may result in minor or moderate injury.</p> <p>► Always follow the recommended measures to avoid this hazardous situation.</p>
ADVICE
<p>ADVICE signifies a potentially hazardous situation which can result in damage to property.</p> <p>► Always follow the recommended measures to avoid this hazardous situation.</p>
ATTENTION
<p>Not relevant to safety, ATTENTION provides additional information to clarify or simplify a procedure.</p>

Warning Symbols and Product Labels



General warning sign



Warning of electrical voltage



Warning of hot surfaces



Warning of hand injuries



Warning of the risk of crushing



Warning of obstacles on the ground



Please read all instructions carefully before using the product for the first time.



Direct Current symbol found on electronics requiring or producing DC power

3.2 General Safety Instructions

WARNING



Operation of the Electronic Control System in Case of Obvious Damage

Risk of electric shock and fire hazard caused by short circuit.

- ▶ Do not use the system if cables or the housing are visibly damaged.
- ▶ Operate the system using only the type of power supply indicated in the manual.
- ▶ Unplug the cable by gripping the power plug, not the cable.
- ▶ Do not operate the system in areas with humidity above operating levels and don't expose it to water or moisture.
- ▶ Do not get the system wet.
- ▶ Do not lay cables over sharp edges (e.g. sheet metal, profile or other cut edges). Damaged cables can cause electric shock, short circuit or fire.
- ▶ Do not remove or deactivate any safety measures from the system (incl. warning stickers or paint marked screws).
- ▶ Repairs may only be carried out by authorized ARRI service partners.

WARNING



Tripping over longer LBUS/CAM Cables

Improper laying of LBUS/CAM cables can cause serious injuries and damage to the system or property from slipping, stumbling, and falling.

- ▶ Installation and operation may only be carried out by trained personnel who are familiar with the system. Observe accident prevention regulations.
- ▶ Always use the shortest possible cables.
- ▶ Secure the system against the risk of stumbling by laying the connecting cable correctly. Observe the general and local safety regulations.

WARNING



Falling System Parts

If the system is inadequately assembled, it can fall down and cause serious injuries and damage to the system or property.

- ▶ Installation and operation may only be carried out by trained personnel who are familiar with the system. Observe accident prevention regulations.
- ▶ Do not place the electronic control system on an unstable trolley or hand truck, stand, tripod, bracket, table or any other unstable support device.
- ▶ Always place the system on dedicated support devices.
- ▶ Secure the system against falling and tipping over. Observe the general and local safety regulations.

⚠ CAUTION**Using the System in a Humid Environment and with Condensation**

When moving the system from a cool to a warm location or when the system is used in a damp environment, condensation may form inside the system and on internal or external electrical connections. Operating the system while condensation is present bears risk of electric shock and/or fire caused by a short circuit.

- ▶ Never operate the device when condensation occurs.
- ▶ After moving the device from a cool to a warm environment, wait until the system is warmed up.
- ▶ To reduce the risk of condensation, find a warmer storage location.

ADVICE**Part Loosening Caused by External Vibration**

Risk of damage to the CCP Live.

- ▶ Do not store in places where the system will be subject to vibration.

ADVICE**Danger from high-frequency radiation**

Risk of damage to the CCP Live.

- ▶ Do not store in places where the system will be exposed to strong magnetic fields.

ADVICE**Use of Unauthorized Accessories and Spare Parts**

Risk of damage to the CCP Live.

- ▶ Do not use any accessories and spare parts that are not recommended by ARRI, as they may damage any connected products and invalidate the warranty.

ADVICE

**Dropping the device due to incorrect assembly on recommended third-party accessories (such as pan bar arm)**

Risk of damage to the CCP Live.

- ▶ Installation and operation may only be carried out by trained personnel who are familiar with the system.
- ▶ Before mounting recommended third-party accessories (such as pan bar arm) read the operating instructions provided by the manufacturer.
- ▶ Always use the tools specified by the manufacturer for mounting.

ADVICE

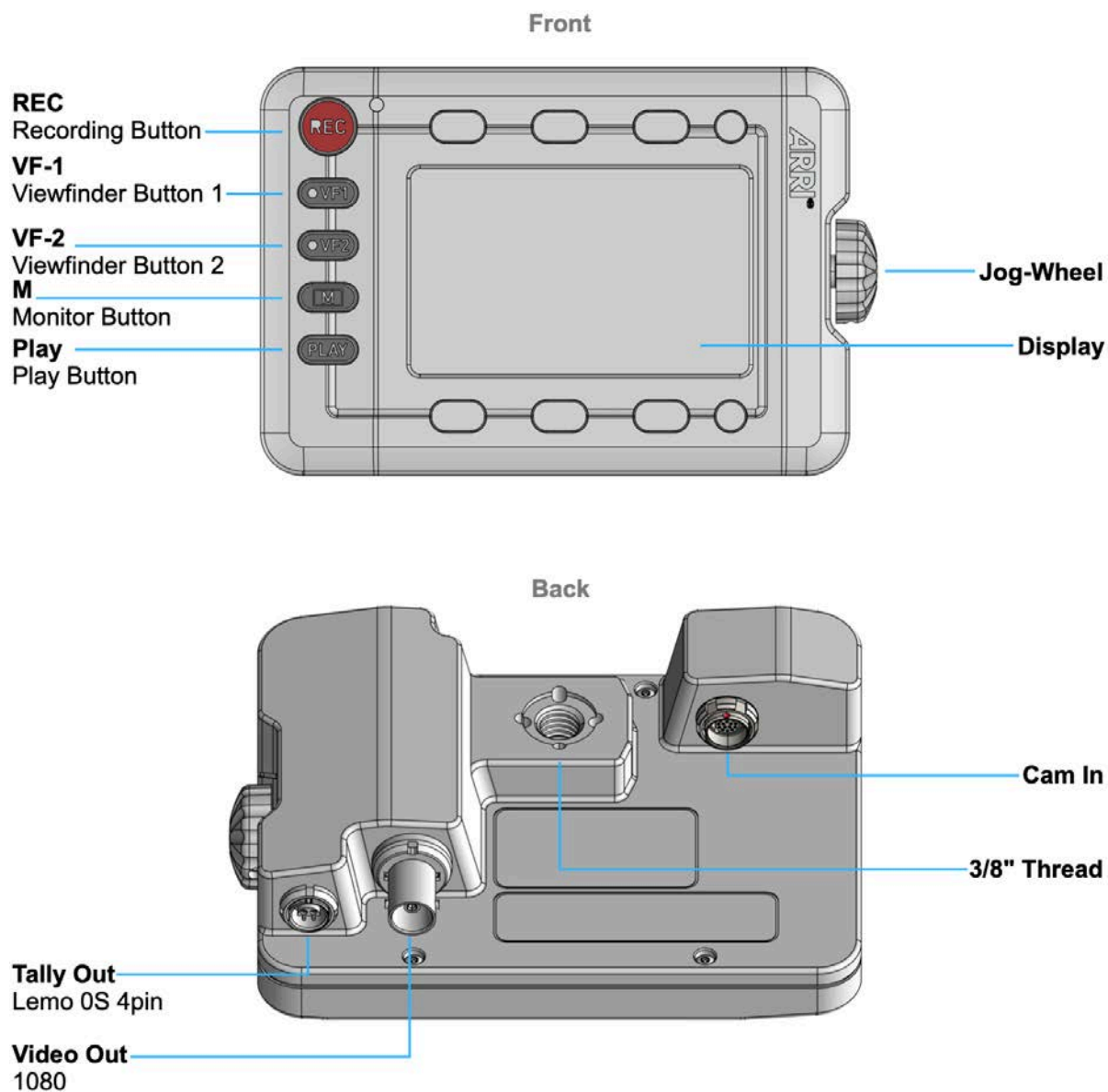
**Water damage**

Risk of damage to the CCP Live.

- ▶ Only use the system in a dry environment.

4 Overview CCP Live

Layout



Camera Software Update (Mini & Amira)

ADVICE

The CCP Live must be disconnected from the camera before performing a software update on the camera.
A CCP Live that is still connected can / will lead to the abortion of the software update.

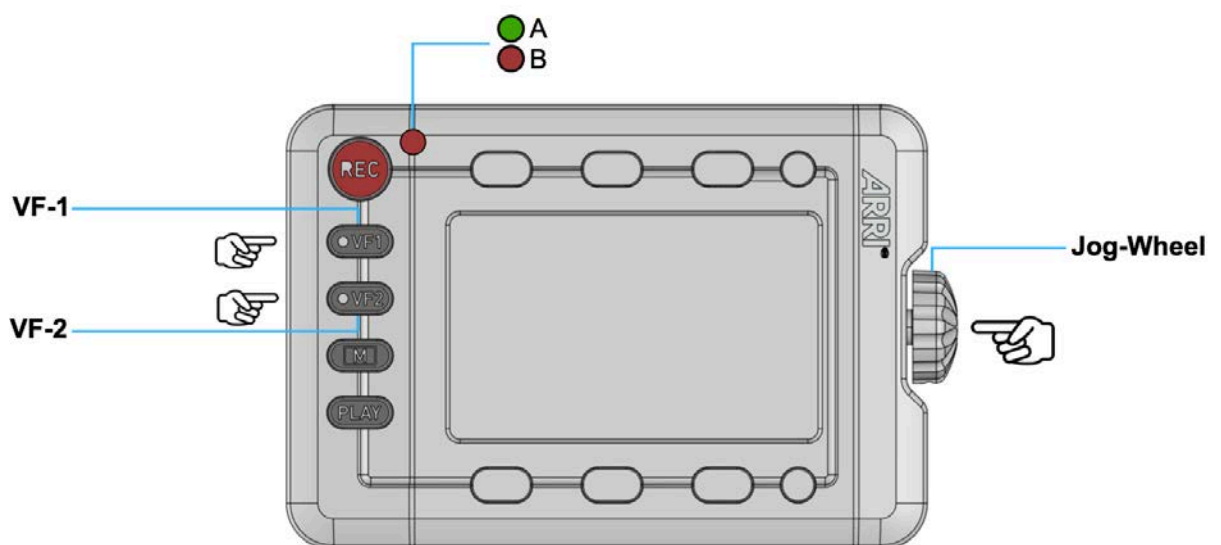
5 Video Modes

SDI Standards

Since the different monitors support different resolutions, the CCP Live offers the possibility of adapting the output signal / SDI standard (A or B) to the monitor used.

Monitor	SDI Standard
Transvideo Starlite, 5in, Arri Version	B
Transvideo Starlite, 5in	A&B
SmallHD 503 Monitor, 5in	A&B
Transvideo CineMonitorHD6 XSBL Evolution	A&B / 3G Level @48p / 50p supported
SmallHD 703	A&B
TV logic F-7H mk2	A&B / SMPTE 425M
Transvideo 7in Stargate Monitor	A&B
Transvideo CineMonitorHD8 X-SBL Evolution	A&B / 3G Level @48p / 50p supported
VMM-1 Monitor	A&B

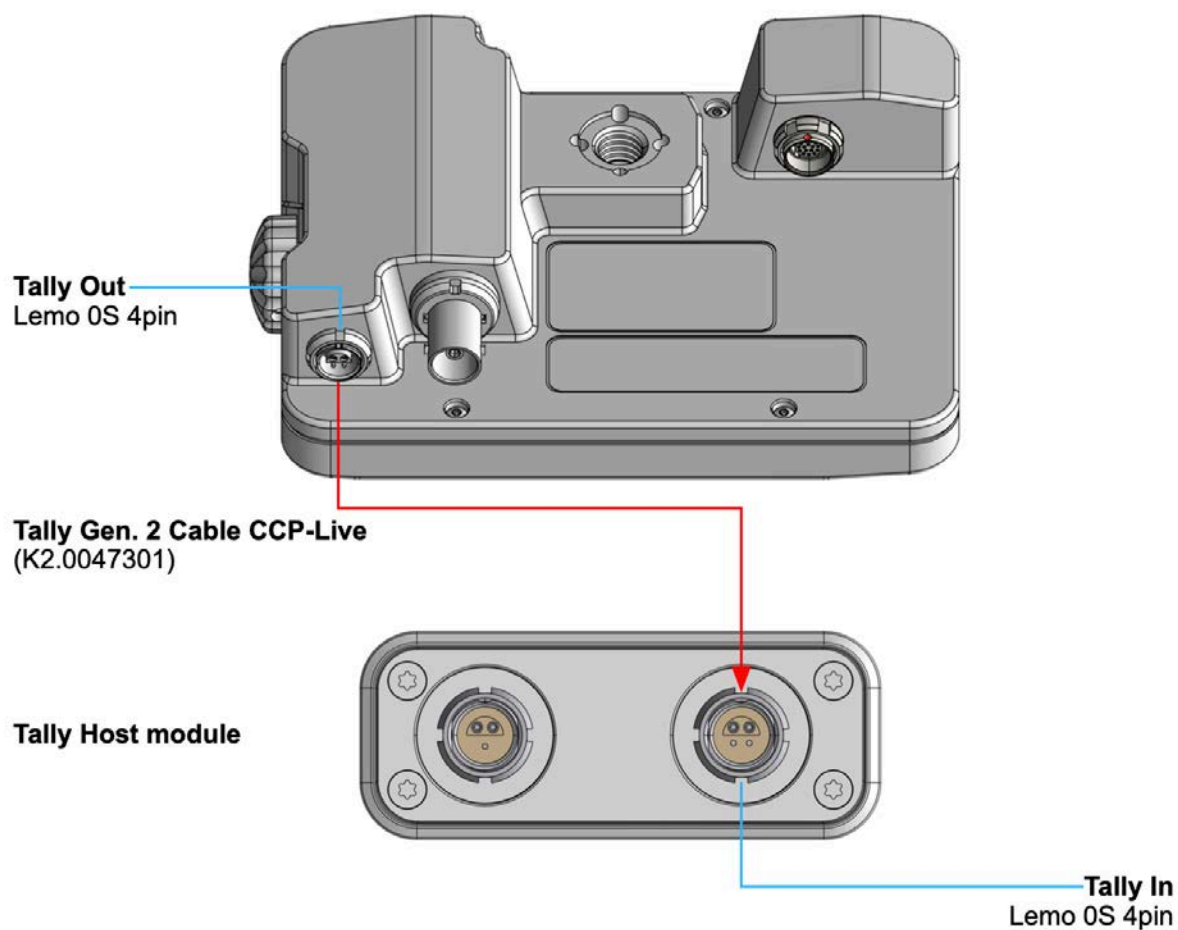
Changing SDI Standard



1. Press VF1 and VF2 and the Jog-Wheel at the same time.
2. After 5 sec. the LED will change from green **A** to red **B**.

6 Tally

Tally System Gen. 2




ADVICE

Only the Tally System Gen. 2 can be used with the CCP Live.
Other Tally systems may not operate.

7 Cleaning and Repair

Cleaning Instructions

ADVICE	
	<p>Improper Cleaning Procedure Risk of damage of surfaces.</p> <ul style="list-style-type: none"> ▶ Only use the cleaning agents specified in this section. ▶ Do not use any strong or aggressive cleaning detergents like Methanol, Acetone, Benzine or acids. These chemicals may dissolve the paint on the CCP Live body and damage highly polished surfaces. ▶ Do not moisten connectors when cleaning the CCP Live. ▶ Compressed air should not be used on the CCP Live.


Recommended Cleaning Agents

- Water
- Isopropyl Alcohol

Cleaning Information

Area	Cleaning Procedure
CCP Live body	Clean the CCP Live with a soft, lint free cleaning cloth and some water. Only when really necessary isopropyl alcohol should be used.
Narrow spaces, gaps, connectors	Use a manual air blower, cotton swabs or a soft brush to remove dust particles from narrow spaces, gaps or connectors.

Repair

⚠ WARNING	
	<p>Repairs carried out by Untrained Personnel Risk of electric shock and fire caused by short circuit.</p> <ul style="list-style-type: none"> ▶ Do not try to repair the device yourself. Repairs may only be carried out by authorized ARRI service partners.

For repairs and maintenance work on the camera system, please contact service@arri.com.

8 Transportation, Storage and Disposal

ADVICE



Improper Packing and Transportation of the Product

Risk of damage to the product.

- ▶ Follow the specified environmental conditions.
- ▶ Only transport the product in suitable cases.
- ▶ Follow the instructions for transport and storage in this chapter.

The product and its accessories can be damaged if not transported and stored properly. Please take note of the following guidelines.

Transportation Guidelines:

- Always transport the product in a suitable case.
- Do not subject the product to severe shocks.

Storage Guidelines:

- Disconnect all cables and power sources from the product.
- Always store the product in a suitable case.
- Do not store the product outside of the specified ambient temperature range.
- Do not store the product in places where it may be subject to extreme temperatures, direct sunlight, high humidity, severe vibration, dust, or strong magnetic fields.

Disposal

ATTENTION

The product can be returned to the manufacturer.

When disposing of accessories, please observe the relevant manufacturer's instructions.



This product falls within the scope of Directive 2012/19 / EU OF THE EUROPEAN PARLIAMENT AND OF THE COUNCIL of June 4, 2012 on waste electrical and electronic equipment (WEEE II).

Accordingly, this product must not be disposed of with household waste. There are the respective country-specific disposal rules that must be observed.

9 ARRI Service Contacts

Please see the current list of
service partners at
[Service contacts](#)



**Arnold & Richter Cine Technik
GmbH & Co. Betriebs KG**
Herbert-Bayer-Str. 10
80807 Munich
Germany
+49 89 3809 2121
Business hours:
Mo. - Fr. 09:00 am - 05:00 pm (CET)
service@arri.de

ARRI Inc. / West Coast
3700 Vanowen Street
CA 91505 Burbank
USA
+1 818 841 7070
Business hours:
Mo. - Fr. 09:00 am - 05:00 pm (PT)
service@arri.com

ARRI Canada Limited
1200 Aerowood Drive, Unit 29
ON L4W 2S7 Mississauga
Canada
+1 416 255 3335
Business hours:
Mo. - Fr. 08:30 am - 05:00 pm (EDT)
service@arri.com

ARRI Asia Pte. Ltd.
164 Kallang Way, #03-01
349248 Singapore
Singapore
+65 6230 9488
Business hours:
Mo. - Fr. 9:00 am - 06:00 pm (CST)
service@arri.asia

ARRI CT Limited / London
2 Highbridge, Oxford Road
UB8 1LX Uxbridge
United Kingdom
+44 1895 457 000
Business hours:
Mo. - Thu. 09:00 - 17:30
Fr. 09:00 am - 05:00 pm (GMT)
service@arri-ct.com

ARRI Inc. / East Coast
617 Route 303
NY 10913 Blauvelt
USA
+1 845 353 1400
Business hours:
Mo. - Fr. 08:00 am - 05:30 pm (EST)
service@arri.com

ARRI Australia Pty Ltd
Suite 2, 12B Julius Ave
NSW 2113 North Ryde
Australia
+61 2 9855 4305
Business hours:
Mo. - Fr. 08:00 am - 05:00 pm (AEST)
service@arri.com.au

ARRI China (Beijing) Co. Ltd.
Chaowai SOHO Tower C, 6/F, 0628/0656
Chaowai Dajie Yi 6
Beijing
China
+86 10 5900 9680
Business hours:
Mo. - Fr. 09:00 am - 06:00 pm (CST)
service@arri.cn

ARRI Hong Kong Limited

41/F One Kowloon, 1 Wang
Yuen Street Kowloon Bay
Hong Kong
China
+852 2537 4266
Business hours:
Mo. - Fr. 09:00 am - 06:00 pm (CST)
service@arri.asia

ARRI Japan Kabushiki Kaisha

Service
Haneda Innovation City Zone K210, 1-1-4
Hanedakuko, Ota-Ku
144-0011 Tokyo
Japan
+81 3 6635 3750
Business hours:
Mo. - Fr. 10:00 am - 06:00 pm (JST)
info@arri.jp

CINEOM Broadcast DMCC.

Unit No. 2109, Jumeirah Bay Tower X2 Cluster X
Jumeirah Lakes Towers
P.O Box 414659
Dubai, UAE
+971 (0) 45570477
Business hours:
Sa. - Th. 10:00 am- 06:00 pm
arriservice.me@cineom.com

LINKA İthalat İhracat ve Dış Tic.

Distributor
Halide Edip Adivar Mah. Darülaceze Cad.
No:3 Akın Plaza Kat:5 95-96
34381 Şişli, İstanbul
Turkey
+90 2123584520
Business hours:
Mo. - Fr. 09:00 am - 06:00 pm (EET)
service@linkgroup.com.tr

ARRI Korea Limited

Kolon Digital Tower 1(#1505-06), 25
Seongsuil-ro 4 gil, Seongdong-gu
04781 Seoul
Korea
+82 (0)70 4419 6401
Business hours:
Mo. - Fr. 9:00 am - 06:00 pm (KST)
service@arri.kr

ARRI Brasil Ltda

Avenida Ibirapuera 2907 – Cj. 421, Indianópolis
04029-200 São Paulo
Brazil
+55 1150419450
Business hours:
Mo. - Fr. 09:00 am - 05:30 pm (BRT)
arribrasil@arri.com

CINEOM Broadcast India Pvt. Ltd.

C-4, Goldline Business Centre
Link Rd. Malad West
400 064 Mumbai
India
+91 (0)22 42 10 9000
Business hours:
Mo. - Sat. 10:00 am - 06:00 pm (IST)
arrisupportindia@cineom.com